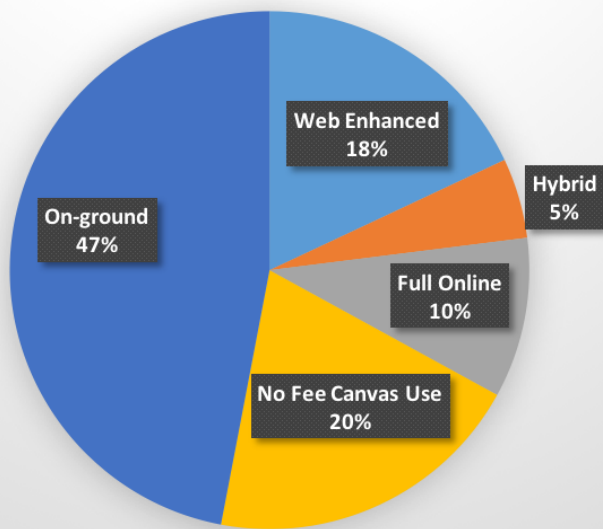


Current State of Canvas Usage at TCC

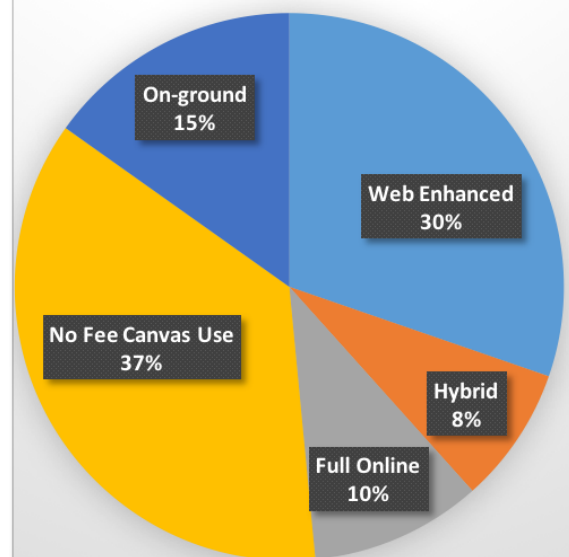
We have seen significant growth in the use of Canvas over the last 3 years. That is great news for our students, who find a lot of value out of using Canvas. “No fee Canvas use” is the combination of gradebook-only and developmental education sections that use Canvas for free. Note: 2016-2017 has data from Summer 2016 and Fall 2016 only.

Breakdown of Course Sections by Mode

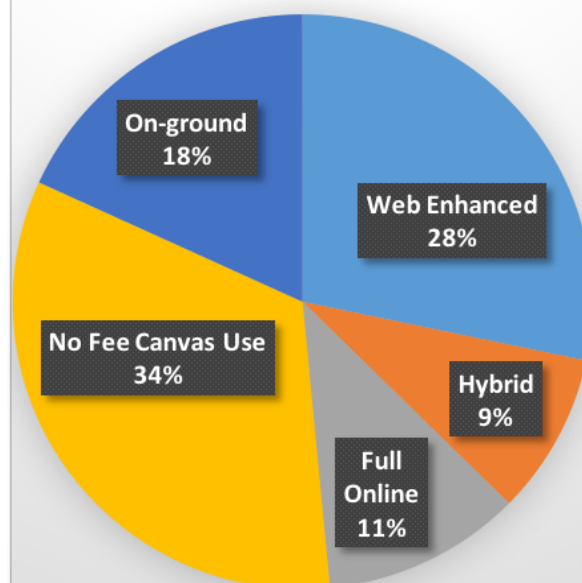
2014-2015



2015-2016



2016-2017



Number of Course Sections

Year	Web Enhanced	Hybrid	Full Online	No Fee Canvas Use	On-ground	Total Number of Sections
2014-2015	1023	304	545	1139	2668	5679
2015-2016	1671	452	577	1990	842	2513
2016-2017*	678	213	276	802	439	2408

*Summer 2016 and Fall 2016 only

Fall Comparisons - Number of Course Sections

	Web Enhanced	Hybrid	Full Online	No Fee Canvas Use	On-ground	Total Number of Sections
Fall 2014	285	94	150	329	827	1685
Fall 2015	544	124	155	608	219	1650
Fall 2016	521	141	159	508	299	1628